

An illustration of a stylized orange fox with a white chest and belly, sitting and looking to the right. The fox is surrounded by various autumn leaves in shades of orange, red, and yellow. A single red maple leaf is floating in the upper left corner. The background is a solid light orange color.

NORRIDGE SCHOOL DISTRICT 80

OCTOBER DISCUSSION ITEMS

October 17, 2023

AGENDA



BELIEVE

School District 80



GRANTS UPDATE

PFA
Community



SCHOOL REPORT CARD

October 30 - Public
November 14 - BOE



PRIORITY STANDARDS

ELA, Science, and Math



FEES

Curriculum and Tuition



DISTRICT RESIDENCY

Update

LEGISLATIVE UPDATE

FOLLOW-UP AND FUTURE



BELIEVE IN NORRIDGE SCHOOL DISTRICT 80



Believe in
co-workers
and teams

GRANTS UPDATE




Preschool For All

- Completed RFP for additional seats
- RFP was approved
- Waiting for additional information from the state
- Next screening date: Oct 27
- Contact the district office to schedule a screening

Community Grant

- Focus: mental health wellness in Norridge and Harwood Heights
- Building PBIS system
- Giles PBIS Video
- Use this model of systems in other areas of the district (communication, absence, tardies)





SCHOOL REPORT CARD

The Illinois School Report Cards will be released October 30 at 9:00am.

Annual Summative Designation

Schools receive an annual summative designation on the Illinois School Report Card. The designation is based on the school's overall data for each student group, of all of the accountability indicators.



SCHOOL REPORT CARD

Student groups:

- American Indian or Alaska Native
- Asian
- Black or African American
- Hispanic or Latino
- Native Hawaiian or Other Pacific Islander
- Two or More Races
- White

Exemplary	<ul style="list-style-type: none"> • Overall performance in the top 10 percent of all schools • Must have no underperforming student groups at or below the “all students” group of the lowest-performing 5 percent of schools • High schools must have a graduation rate higher than 67 percent
Commendable	<ul style="list-style-type: none"> • Overall performance not in the top 10 percent of all schools • Must have no underperforming student groups at or below the “all students” group of the lowest-performing 5 percent of schools • High schools must have a graduation rate higher than 67 percent
Targeted Support	<ul style="list-style-type: none"> • One or more student groups performing at or below the “all students” group of the lowest-performing 5 percent of schools; groups must have at least 20 students in at least five of eight indicators, one of which must be non-academic <p>A Targeted Support designation initiates targeted school improvement status and the school begins a four-year cycle of school improvement.</p>
Comprehensive Support	<ul style="list-style-type: none"> • Overall performance in the bottom 5 percent of Title I-eligible schools statewide • All high schools with a graduation rate of 67 percent or below • Schools that have completed a full Targeted Support school improvement cycle, where the performance of one or more of the originally Targeted student groups remains at or below the level of the “all students” group in the lowest-performing 5 percent of Title I-eligible schools at the end of the four-year improvement cycle <p>A Comprehensive Support designation initiates comprehensive school improvement status and the school begins a four-year cycle of school improvement.</p>
Intensive Support	<ul style="list-style-type: none"> • A school that has completed a full Comprehensive Support school improvement cycle, but whose performance remains in the lowest-performing 5 percent of Title I-eligible schools statewide or is a high school with a graduation rate of 67 percent or below at the end of the four-year improvement cycle <p>An Intensive Support designation initiates intensive school improvement status and the school begins a four-year cycle of school improvement.</p>

SCHOOL REPORT CARD

Elementary & Middle Schools

75%

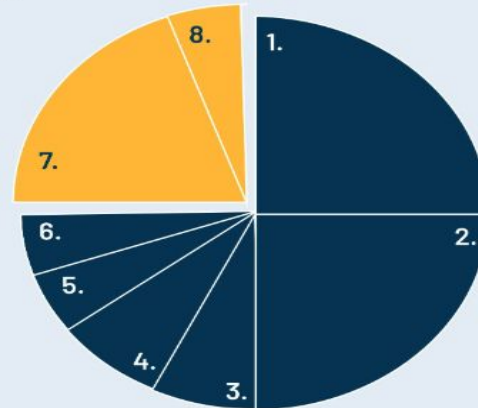
Academic Indicators

1. English Language Arts Growth: 25%
2. Math Growth: 25%
3. English Language Arts Proficiency: 7.5%
4. Math Proficiency: 7.5%
5. Science Proficiency: 5% *(Note: Science Participation substituted for 2022 only)*
6. English Learner Progress to Proficiency: 5%

25%

School Quality & Student Success Indicators

7. Chronic Absenteeism: 20%
8. Climate Survey: 5%
9. P-2*
10. 3-8*
11. Fine Arts*



PRIORITY STANDARDS



ELA



Math



Science





CURRICULUM AND TUITION FEES



277

AUGUST 1

Discount



224

WAIVERS

Direct Certified and
Paper



1128

**TOTAL
STUDENTS**



CURRICULUM AND TUITION FEES



19

PRESCHOOL

Tuition and Fees



35

KINDER

Tuition and Fees



14

FIRST

Fees



CURRICULUM AND TUITION FEES



23

SECOND

Fees



27

THIRD

Fees



22

FOURTH

Fees



CURRICULUM AND TUITION FEES



56

FIFTH

Fees and Band



46

SIXTH

Fees and Band



34

SEVENTH

Fees and Band



CURRICULUM AND TUITION FEES



47

EIGHTH

Fees and Band

Fees must be paid to
participate in 8th grade
activities (trip, dance)

Outstanding Fees: 323 students
Outstanding Percent: 28%

DISTRICT RESIDENCY




Database

Research families



Home Visits

3 families have
already transferred
out of the district
this year



Hearing

14 families in
process of
scheduling a
hearing





POLICY 8.30

On hold

LEGISLATIVE UPDATE

PA 103-0500

Years of Consecutive Service to Attain Tenure	Required Evaluation Ratings
Three Consecutive School Terms	An overall annual evaluation rating of at least “Proficient” in the second and third school terms.
Two Consecutive School Terms	Two overall annual evaluations of “Excellent”



FOLLOW-UP **AND** **FUTURE**



FIELD TRIPS

Washington D.C. 8th

Schedule an informational
night for parents

Current price: \$1499
if 40 students
62 Families
56% yes
44% no

Springfield 7th

Schedule a trip to
Springfield for 7th grade
Provide parents with
agenda

Current price: \$175
59 Families
88% yes
12% no

The background features a stylized illustration of a large tree with a dark brown trunk and branches on the left side. The foliage is represented by large, solid yellow shapes. Three orange maple leaves are scattered across the page: one in the top right, one in the middle left, and one in the bottom right. The ground is depicted with rolling hills in shades of yellow and dark brown.

ANNUAL **FINANCE** REPORT

Due to West 40 Regional Office of Education by
October 15, 2023

We requested an extension since we do not have
the report back from the auditors. Extension is
until December 15, 2023.

SCHOOL DISTRICT LEVY

- Amount of money a school district requests in order to operate the district for the upcoming school year.
- November we will present the estimated levy at the 6:30pm Finance Committee Meeting.
- CPI increase for 2023 is 5%
- The Levy allows us to request how tax dollars will be distributed among funds

TRUTH IN TAXATION



- ❁ We typically levy up to the tax cap, which is 4.9% and this captures the CPI plus any new construction in the district's boundaries.
 - If CPI is 1.9% there is room to add .3% or .4% from new construction
- ❁ Next year CPI is 5%
- ❁ Without going through a Truth in Taxation process we will not be able to receive funds for new construction
- ❁ Truth in Taxation process has no effect on current property tax payers
- ❁ We are estimating since we have not received any final 2022 tax extension information from the County Clerk.

An illustration of a stylized orange fox with a white chest and belly, sitting and looking to the right. The fox is surrounded by various autumn leaves in shades of orange, red, and yellow. A single red maple leaf is floating in the upper left corner. The background is a solid light orange color.

NORRIDGE SCHOOL DISTRICT 80

OCTOBER DISCUSSION ITEMS

October 17, 2023